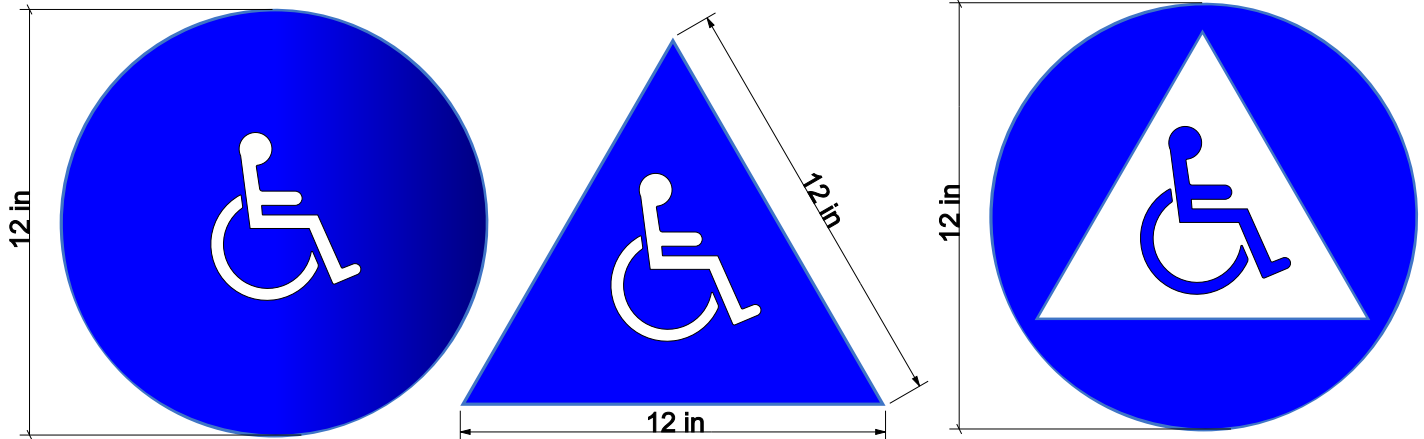




2 Signs Required For Restrooms

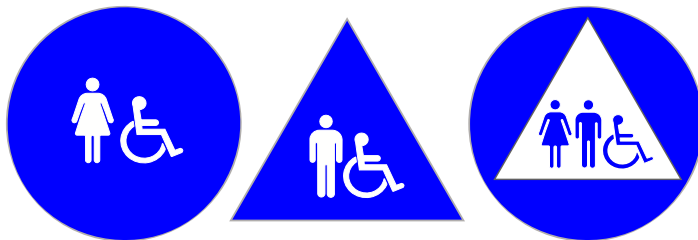
This restroom **door sign** (mounted on the door at 60") with or without the wheelchair is correct as per California Title 24 law section 1115B.5. The only symbol allowed is the wheelchair if the room is accessible. If the restroom is not accessible the circle or triangle should be blank. No text or Braille is permitted on the door .



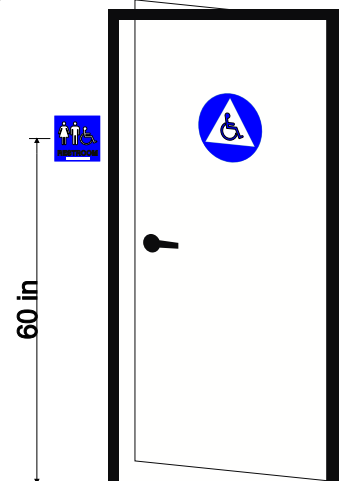
1/4" thick with beveled edges. All graphics and color may be first or second surface on clear or matte acrylic.

(2) 1/4" thick with beveled edges.

The versions below with or without the wheelchair are common and available but not technically correct.



Drawn 1/2 scale actual size same as above.



Restroom **wall signs** (mounted next to the latch side of the door at 60") have 1/32" raised pictograms and text. Braille is to California standards for round top and spacing to meet Title 24 requirements section 1117b.5.

